



### Parts for Liner Case

No.	Name of Parts	Per Set	Parts No.
L	Liner Case Assy.	1set	0321 0422 0059
L1	Liner Case (N55)	1	0408 0422 00 00
L2	O - Ring	2	9010 4036 00 00
L3	Liner Cap	1	0228 0423 00 00
L4	Liner Upper Plate (N48)	1	0320 0424 00 00
L5	O - Ring	1	9010 4036 00 00
L6	Liner Assy.	1set	0320 0425 03 99
	(a) Liner	1	*
	(b) Pin (3.5x7 41~44HRC)	4	8052 1033 00 00
L7	Relief Valve	1	0320 0246 00 00
L8	Spring Guide (B) Assy.	1	0320 0610 00 99
	(a) Spring Guide (B)	1	*
	(b) O - Ring (P-3)	1	9010 1001 00 00
L9	Liner Shaft	1	0321 0798 03 00
L10	Blade	2	0320 0719 01 00
L11	Spring (4.6x41 N=30)	2	8020 1216 00 00
L12	Liner Lower Plate (A) Assy.	1set	0321 0426 0498
	(a) Liner Lower Plate	1	*
	(b) Nylon Bushing (M5)	1	0408 0431 02 00
	(c) Bushing	1	0408 0728 00 00
	(d) Adjust Bolt	1	0321 0622 0200
	(e) Spring Pin (4x8)	1	8250 2024 00 00
L13	Hexagon Bolt (M6x8 P=0.8)	1	8071 1011 00 00
L14	Washer (7.5x9.5x1.2)	1	8040 1127 00 00
L15	O - Ring (N5)	1	9010 4033 00 00
L16	O - Ring (2.55x17.8x22.9)	1	9010 8017 00 00
L17	Back-up Ring (18x22.4x0.8)	1	8080 1008 00 00
L18	O - Ring (N6)	2	9010 4057 00 00
1	S-Packing (B)	1	0234 0003 00 02

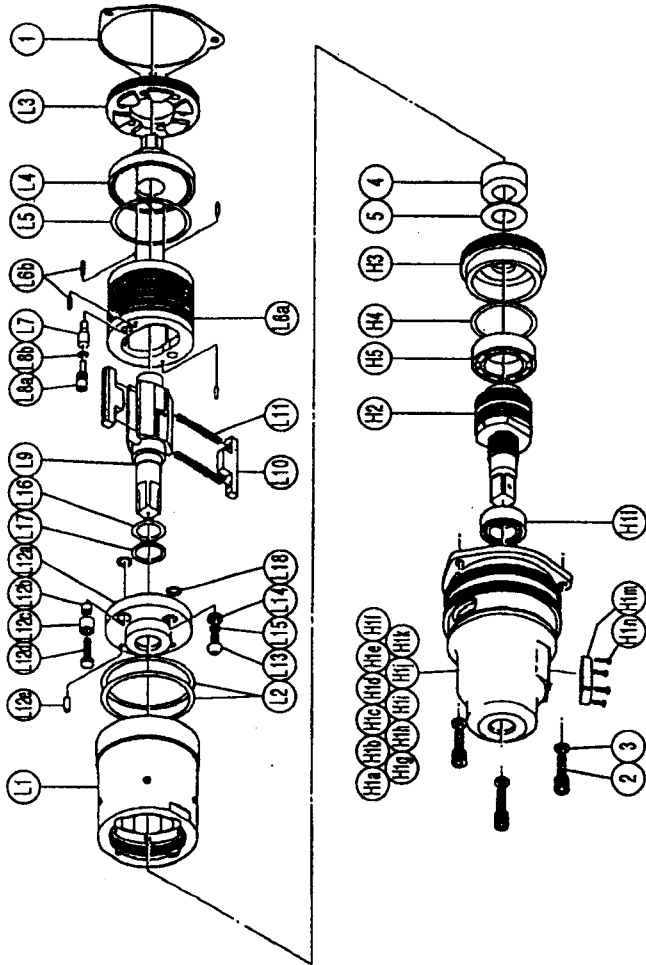
The part "\*" can not be supplied individually.  
So please order it as a unit of assembly shown by arrow mark (↑).

With built - in torque sensor

### 2 BLADE·SYSTEM WRENCH

MODEL (YES.No.)	TOOL No.
YEX-1900 (04)	0321 0000 0400
YEX-1900-G (04)	0321 0000 0411

### Exploded View of Liner Case and Hammer Case



### Parts for Hammer Case


No.	Name of Parts	Per Set	Parts No.
H	Hammer Case Assy.	1set	0328 0401 00 99
H1	Hammer Case (A) Assy.	1set	0321 0401 00 98
	(a) Hammer Case	1	*
	(b) Core (A) Assy.	1set	*
	(c) Core (B)	1	*
	(d) Spacer (A)	1	*
	(e) Core (C)	1	*
	(f) Core (D) Assy.	1set	*
	(g) Screw (M4x5 P=0.7)	1	9480 1008 00 00
	(h) Print Basic (B) Assy.	1set	0127 0798 00 97
	(i) O - Ring (N6.7)	1	9010 4039 00 00
	Slide Cover Assy.	1set	0234 0035 00 99
	(j) Slide Cover	1	0234 0035 00 00
	(k) O - Ring (N7.1)	1	9010 4040 00 00
	(l) Ball Bearing (6903ZZ)	1	8100 5025 00 00
	(m) Cover Plate	1	0127 0014 00 00
	(n) + Screw (M3x18 P=0.5)	4	9460 2006 00 00
H2	Main Shaft Assy.	1set	0328 0614 00 88
H3	Bearing Case	1	0321 0650 00 00
H4	C-Packing (38x41.5x0.1)	1	9010 1188 00 00
H5	Ball Bearing (6906ZZ)	1	8100 5013 00 00
2	Hexagon Bolt (M6x18)	3	8070 3033 00 00
3	Spring Washer (M6)	3	8200 3008 00 00
4	Washer (18.3x30x12.3)	1	8040 8029 00 00
5	Washer (18.3x30x0.5)	1	8041 5019 00 00
6	Touch Joint (1/4-07)	1	9680 0007 00 00
	Standard Accessories		
	TF Pin (2x90)	1	8051 8001 00 00
	Protector	1	0321 0029 00 00
	Special Parts for G - version		
H'	Hammer Case Assy.	1set	0321 0401 00 35
H'1	Hammer Case Assy.(1)	1set	0321 0401 00 68
	(a) Hammer Case (A)	1	*
	(c) Regulator Cap	1	0323 0204 00 00
	(g) O - Ring (N16)	1	9010 4008 00 00
	Standard Accessory		
	TF Pin (2x90)	1	8051 8001 00 00

The part "\*" can not be supplied individually.  
So please order it as a unit of assembly shown by arrow mark (↑).



# YOKOTA EUROPA BV

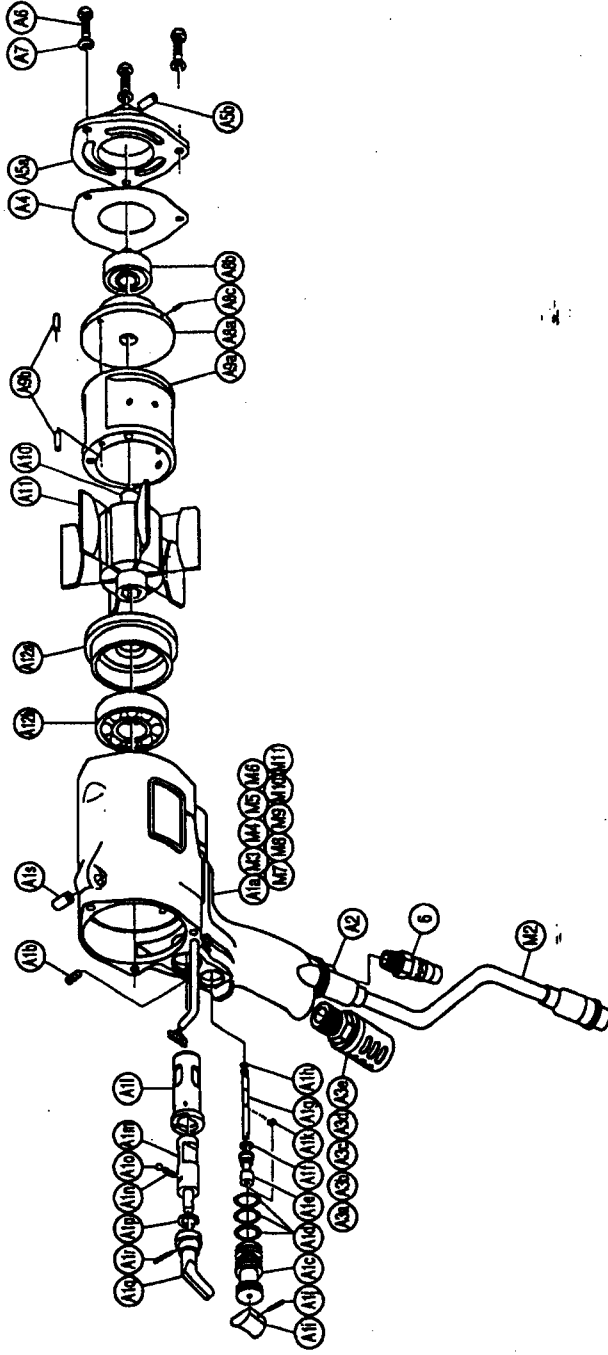
P.O. BOX 382 NL-1000 AJ AMSTERDAM PHONE 020-5318500, FAX 020-5318508  
e-mail: imp@impulsetools.com http://www.impulsetools.com  
Hydraulic Hammers, Wrenches, O-Rings, Grinders, Screw Drivers, Sockets, Pumps



**SYSTEM WRENCH**

MODELS (YES/No.)	TOOL No.
YEX-1900 (04)	0321 0000 04 00
YEX-1900-G (04)	0321 0000 04 11

No.	Parts for Motor Case	Name of Parts	Per set	Parts No.	No.	Name of Parts	Per set	Parts No.
M		Motor Case Assy.	1 set	0321 0011 02 99	A10	Rotor	1	0229 0305 00 00
M1		Motor Case Assy. (1)	1 set	0321 0011 01 67	A11	Vane	6	0320 0306 00 00
A1		Motor Case (B) Assy.	1 set	0321 0011 00 97	A12	Lower Plate Assy.	1 set	0229 0307 01 99
		a) Motor Case	1	*		a) Lower Plate	1	0229 0307 01 00
		b) Screw M5X8 P=0.8	1	9480 1010 00 00		b) Ball Bearing 6204	1	9100 1024 00 00
		Throttle Bushing Assy.	1 set	0229 0104 00 99	M2	Holder Assy.	1 set	0407 0717 00 99
		c) Throttle Bushing	1	*	M3	Contraction Tube 3"X15	1	9380 5007 00 00
		d) O-Ring N15	3	9010 4008 00 00	M4	Pipe	1	0321 0813 01 00
		Throttle Rod Bushing Assy.	1 set	0323 0105 00 99	M5	Socket Housing DIC-130	5	8470 2001 00 00
		e) Throttle Rod Bushing	1	*	M6	Contraction Tube W3C1/2X5	1	9380 5005 00 00
		f) O-Ring No.5 (Hs90)	1	9010 3022 00 00	M7	Socket Connector 170205-1	2	8480 1001 00 00
		Throttle Rod Assy.	1 set	0229 0108 01 99	M8	Socket Housing 171822-2	1	8470 1001 00 00
		g) Throttle Rod	1	*	M9	Buzzer Basic Assy.	1 set	0234 0798 00 98
		h) O-Ring N2	1	9010 4001 00 00	M10	O-Ring P20	1	9010 1017 00 00
		i) Throttle Knob	1	2024 0153 00 00	M11	Snap Ring RTW-24	1	9040 1014 00 00
		j) S.R.Pin 1.5X14	1	9250 1005 00 00				
		k) Snap Ring ETW-2.8	1	9040 5008 00 00				
		l) Reverse Bushing	1	0229 0004 00 00				
		m) Reverse Valve	1	0320 0005 00 00				
		n) Spring 4X6 N=3 0.5"	1	8020 1022 00 00				
		o) Ball M4 S	1	9150 1005 00 00				
		p) Snap Ring (RTW-14	1	9040 3004 00 00				
		q) Reverse Lever	1	0048 0007 01 00				
		r) S.R.Pin 3X14	1	9250 1049 00 00				
		s) S.R.Pin 8X10	1	9250 2017 00 00				
A2		Hose Joint	1	0078 0113 00 00				
A3		Silencer Assy. PF3/8	1 set	0405 0053 01 99				
		a) Silencer Body PF3/8	1	*				
		b) Silencer Cover	1	3048 0081 02 00				
		c) Silencer Sheet	1	0405 0032 00 00				
		d) Joint Ring	1	1105 0116 00 00				
		e) O-Ring N20	1	9010 4010 00 00				
A4		S-Packing A	1	0229 0003 00 01				
A5		Motor Case Cover Assy.	1 set	0229 0001 00 99				
		a) Motor Case Cover	1	*				
		b) S.R.Pin 6X10	1	9250 1082 00 00				
A6		Hex. Bolt M6X16	3	8070 3032 00 00				
A7		Spring Washer M6	3	9200 2008 00 00				
A8		Upper Plate Assy.	1 set	0313 0303 01 99				
		a) Upper Plate	1	0313 0303 01 00				
		b) Ball Bearing 6201	1	9100 1021 00 00				
		c) S.R.Pin 3X6	1	9250 1043 00 00				
A9		Cylinder Assy.	1 set	0229 0304 01 99				
		a) Cylinder	1	*				
		b) S.R.Pin 4X10	2	9250 1086 00 00				



**YOKOTA EUROPE BV**  
 e-mail info@impulsetools.com http://www.impulsetools.com  
 P.O. BOX 392 NL-1000 AJ AMSTERDAM PHONE: 020-625 29 53 FAX: 020-625 35 69  
 Hydraulic Impulse Wrenches, Impact Wrenches, Drills, Grinders, Screw Drivers, Chippers, Sclera, Pumps.

The part "\*" can not be supplied individually.  
 So please order it as a unit of assembly  
 shown by arrow mark (↑).