



Sechskant – normal

Modell	Best.-Nr.	SW mm	L mm	D1 mm	D2 mm	L2 mm	VE
K3/8-6	220050	6	30	11,0	19	4,0	5
K3/8-7	220051	7	30	12,5	19	8,0	5
K3/8-8	220052	8	30	14,0	19	8,0	5
K3/8-9	220053	9	30	15,0	19	8,0	5
K3/8-10	220054	10	30	16,0	19	8,0	5
K3/8-11	220055	11	30	17,5	19	9,0	5
K3/8-12	220056	12	30	19,0	19	9,0	5
K3/8-13	220057	13	30	20,0	22	9,0	5
K3/8-14	220058	14	30	21,0	22	9,0	5
K3/8-15	220059	15	30	22,0	22	11,0	5
K3/8-16	220060	16	30	24,0	22	11,0	5
K3/8-17	220061	17	30	25,0	22	11,0	5
K3/8-18	220062	18	30	26,0	22	11,0	5
K3/8-19	220063	19	30	27,5	22	11,0	5
K3/8-20	220064	20	30	28,0	22	12,0	5
K3/8-21	220065	21	30	30,0	22	13,0	5
K3/8-22	220066	22	30	32,0	23	13,0	5
K3/8-24	220067	24	30	34,0	23	13,0	5



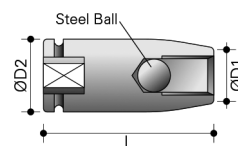
Sechskant – tief

Modell	Best.-Nr.	SW mm	L mm	D1 mm	D2 mm	L2 mm	VE
K3/8-6-L	220209	6	65	11,0	19	12,0	5
K3/8-7-L	220210	7	65	12,5	19	12,0	5
K3/8-8-L	220211	8	65	13,8	19	12,0	5
K3/8-9-L	220212	9	65	15,0	19	12,0	5
K3/8-10-L	220213	10	65	16,0	19	12,0	5
K3/8-11-L	220214	11	65	17,5	19	25,0	5
K3/8-12-L	220215	12	65	19,0	19	25,0	5
K3/8-13-L	220216	13	65	20,0	22	25,0	5
K3/8-14-L	220217	14	65	21,0	22	25,0	5
K3/8-15-L	220218	15	65	22,0	22	25,0	5
K3/8-16-L	220219	16	65	24,0	22	25,0	5
K3/8-17-L	220220	17	65	25,0	22	25,0	5
K3/8-18-L	220221	18	65	26,0	22	25,0	5
K3/8-19-L	220222	19	65	27,5	22	25,0	5
K3/8-20-L	220223	20	65	28,0	22	25,0	5
K3/8-21-L	220224	21	65	30,0	22	25,0	5
K3/8-22-L	220225	22	65	32,0	23	25,0	5
K3/8-24-L	220226	24	65	34,0	23	25,0	5



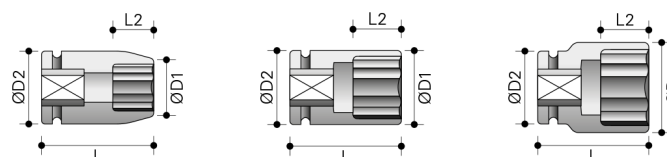
Sechskant – normal – Zoll

Modell	Best.-Nr.	SW Zoll	L mm	D1 mm	D2 mm	L2 mm	VE
K3/8-5/16	220080	5/16	30	12,5	19	8,0	5
K3/8-3/8	220081	3/8	30	14,5	19	8,0	5
K3/8-7/16	220082	7/16	30	17,0	19	9,0	5
K3/8-1/2	220083	1/2	30	19,0	22	9,0	5
K3/8-9/16	220084	9/16	30	20,0	20	9,0	5
K3/8-5/8	220085	5/8	30	24,0	24	11,0	5
K3/8-11/16	220086	11/16	30	24,0	24	11,0	5



Stehbolzensetzer

Modell	Best.-Nr.	Gewinde	D1 mm	D2 mm	L mm	VE
SB3/8-M5-0.8	222150	M5 × 0.8	12	22	50	
SB3/8-M6-1.0	222153	M6 × 1.0	12.5	22	50	
SB3/8-M7-1.0	222156	M7 × 1.0	13	22	50	
SB3/8-M8-1.0	222159	M8 × 1.0	15	22	50	
SB3/8-M8-1.25	222160	M8 × 1.25	14.5	22	50	
SB3/8-M10-1.25	222162	M10 × 1.25	18	22	50	
SB3/8-M10-1.5	222163	M10 × 1.5	17	22	50	
SB3/8-M12-1.75	222166	M12 × 1.75	19	22	50	





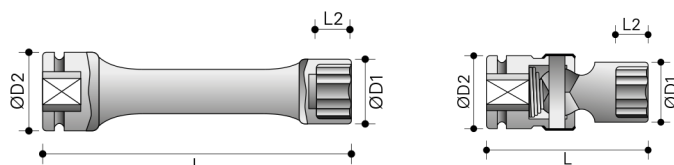
Sechskant – XL & XXL

Modell	Best.-Nr.	SW mm	L mm	D1 mm	D2 mm	L2 mm	VE
K3/8-6-150	220310	6	150	11,0	19	4,0	–
K3/8-8-150	220311	8	150	13,0	19	8,0	–
K3/8-10-150	220312	10	150	16,0	19	8,0	–
K3/8-12-150	220313	12	150	18,5	19	9,0	–
K3/8-13-150	220314	13	150	20,0	22	9,0	–
K3/8-14-150	220315	14	150	21,0	22	9,0	–
K3/8-15-150	220316	15	150	22,0	22	11,0	–
K3/8-16-150	220317	16	150	24,0	22	11,0	–
K3/8-17-150	220318	17	150	25,0	22	11,0	–
K3/8-18-150	220319	18	150	26,0	22	12,0	–
K3/8-6-200	220350	6	200	11,0	19	4,0	–
K3/8-8-200	220351	8	200	13,0	19	8,0	–
K3/8-10-200	220352	10	200	16,0	19	8,0	–
K3/8-12-200	220353	12	200	18,5	19	9,0	–
K3/8-13-200	220354	13	200	20,0	22	9,0	–
K3/8-14-200	220355	14	200	21,0	22	9,0	–
K3/8-15-200	220356	15	200	22,0	22	11,0	–
K3/8-16-200	220357	16	200	24,0	22	11,0	–
K3/8-17-200	220358	17	200	25,0	22	11,0	–
K3/8-6-250	220410	6	250	11,0	19	4,0	–
K3/8-8-250	220411	8	250	13,0	19	8,0	–
K3/8-10-250	220412	10	250	16,0	19	8,0	–
K3/8-12-250	220413	12	250	18,5	19	9,0	–
K3/8-13-250	220414	13	250	20,0	22	9,0	–
K3/8-14-250	220415	14	250	21,0	22	9,0	–
K3/8-15-250	220416	15	250	22,0	22	11,0	–
K3/8-16-250	220417	16	250	24,0	22	11,0	–
K3/8-17-250	220418	17	250	25,0	22	11,0	–



Sechskant – mit Gelenk* – XL

Modell	Best.-Nr.	SW mm	L mm	D1 mm	D2 mm	L2 mm	VE
KG3/8-10-EL	220910	10	150	14,3	19	7,0	–
KG3/8-12-EL	220912	12	150	18,0	19	8,0	–
KG3/8-13-EL	220913	13	150	19,3	19	8,5	–



Sechskant – mit Gelenk* – normal

Modell	Best.-Nr.	SW mm	L mm	D1 mm	D2 mm	L2 mm	VE
KG3/8-9-K	220750	9	53	15,0	24	9,0	–
KG3/8-10-K	220751	10	53	15,0	24	9,0	–
KG3/8-11-K	220752	11	53	17,0	24	9,0	–
KG3/8-12-K	220753	12	53	19,0	24	12,0	–
KG3/8-13-K	220754	13	53	19,0	24	13,0	–
KG3/8-14-K	220755	14	53	21,0	24	13,0	–
KG3/8-15-K	220756	15	53	22,0	24	13,0	–
KG3/8-16-K	220757	16	53	23,0	24	13,0	–
KG3/8-17-K	220758	17	53	25,0	24	13,0	–
KG3/8-18-K	220759	18	53	25,0	24	13,0	–
KG3/8-19-K	220760	19	53	27,0	24	13,0	–
KG3/8-20-K	220761	20	53	30,0	24	13,0	–
KG3/8-21-K	220762	21	53	30,0	24	13,0	–
KG3/8-22-K	220763	22	53	32,0	24	13,0	–



Sechskant – mit Gelenk* – tief

Modell	Best.-Nr.	SW mm	L mm	D1 mm	D2 mm	L2 mm	VE
KG3/8-9	220810	9	78	15,0	24	20,0	–
KG3/8-10	220811	10	78	15,0	24	20,0	–
KG3/8-11	220812	11	80	17,0	24	20,0	–
KG3/8-12	220813	12	80	19,0	24	20,0	–
KG3/8-13	220814	13	80	19,0	24	20,0	–
KG3/8-14	220815	14	80	21,0	24	20,0	–
KG3/8-15	220816	15	80	22,0	24	20,0	–
KG3/8-16	220817	16	80	23,0	24	20,0	–
KG3/8-17	220818	17	80	25,0	24	20,0	–
KG3/8-18	220819	18	80	25,0	24	20,0	–
KG3/8-19	220820	19	80	27,0	24	25,0	–
KG3/8-20	220821	20	80	30,0	24	25,0	–
KG3/8-21	220822	21	80	30,0	24	25,0	–
KG3/8-22	220823	22	80	32,0	24	25,0	–



Weitere Infos
auf unserer
Website.

24/7

* von der Herstellergarantie ausgenommen.



Sechskant – dünnwandig* – normal

Modell	Best.-Nr.	SW mm	L mm	D1 mm	D2 mm	L2 mm	VE
K3/8-6-DW	220948	6	30	10,5	19,0	4,0	5
K3/8-7-DW	220949	7	30	11,5	19,0	8,0	5
K3/8-8-DW	220950	8	30	12,3	18,5	5,0	5
K3/8-9-DW	220951	9	30	13,5	18,5	6,0	5
K3/8-10-DW	220952	10	30	14,8	18,5	6,0	5
K3/8-11-DW	220953	11	30	16,0	18,5	7,0	5
K3/8-12-DW	220954	12	30	17,3	18,5	8,0	5
K3/8-13-DW	220955	13	30	18,5	21,5	10,0	5
K3/8-14-DW	220956	14	30	19,8	21,5	10,0	5




Surface Drive – normal

Modell	Best.-Nr.	SW mm	L mm	D1 mm	D2 mm	L2 mm	VE
K3/8-8-SD	220450	8	32	13,8	19	8,0	5
K3/8-9-SD	220451	9	32	15,0	19	8,0	5
K3/8-10-SD	220452	10	32	16,0	19	8,0	5
K3/8-11-SD	220453	11	32	17,5	19	9,0	5
K3/8-12-SD	220454	12	32	19,0	19	9,0	5
K3/8-13-SD	220455	13	32	20,0	22	9,0	5
K3/8-14-SD	220456	14	32	22,0	22	9,0	5
K3/8-15-SD	220457	15	32	22,0	22	11,0	5
K3/8-16-SD	220458	16	32	24,0	22	11,0	5
K3/8-17-SD	220459	17	32	25,0	22	11,0	5
K3/8-18-SD	220460	18	32	26,0	22	11,0	5
K3/8-19-SD	220461	19	32	28,0	22	11,0	5



Surface Drive – normal – Zoll

Modell	Best.-Nr.	SW Zoll	L mm	D1 mm	D2 mm	L2 mm	VE
K3/8-1/4-SD	220510	1/4	32	11,5	19	4,0	5
K3/8-5/16-SD	220511	5/16	32	13,8	19	8,0	5
K3/8-3/8-SD	220512	3/8	32	15,5	19	8,0	5
K3/8-7/16-SD	220513	7/16	32	17,5	19	9,0	5
K3/8-1/2-SD	220514	1/2	32	20,0	22	9,0	5
K3/8-9/16-SD	220515	9/16	32	22,0	22	11,0	5
K3/8-5/8-SD	220516	5/8	32	24,0	22	11,0	5
K3/8-11/16-SD	220517	11/16	32	26,0	22	11,0	5
K3/8-3/4-SD	220518	3/4	32	28,0	22	11,0	5



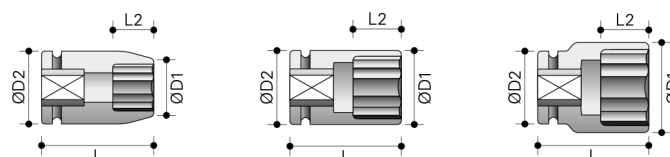
Sechskant – dünnwandig* – tief

Modell	Best.-Nr.	SW mm	L mm	D1 mm	D2 mm	L2 mm	VE
K3/8-7-DWL	221010	7	65	11,5	19	12,0	5
K3/8-8-DWL	221011	8	65	12,5	19	12,0	5
K3/8-9-DWL	221012	9	65	14,0	19	12,0	5
K3/8-10-DWL	221013	10	65	15,0	19	25,0	5
K3/8-11-DWL	221014	11	65	17,0	19	25,0	5
K3/8-12-DWL	221015	12	65	17,5	19	25,0	5
K3/8-13-DWL	221016	13	65	19,0	19	25,0	5
K3/8-14-DWL	221017	14	65	20,0	20	25,0	5
K3/8-15-DWL	221018	15	65	21,0	22	25,0	5
K3/8-16-DWL	221019	16	65	22,5	22	25,0	5
K3/8-17-DWL	221020	17	65	24,0	22	25,0	5
K3/8-18-DWL	221021	18	65	25,0	22	25,0	5
K3/8-19-DWL	221022	19	65	26,0	22	25,0	5
K3/8-20-DWL	221023	20	65	27,0	22	25,0	5
K3/8-21-DWL	221024	21	65	28,0	22	25,0	5
K3/8-22-DWL	221025	22	65	30,0	23	25,0	5



Sechskant Fast Lead – normal

Modell	Best.-Nr.	SW mm	L mm	D1 mm	D2 mm	L2 mm	VE
K3/8-10-FL	220710	10	32	15,8	19	8,0	5
K3/8-11-FL	220711	11	32	17,0	19	8,0	5
K3/8-12-FL	220712	12	32	18,3	19	9,0	5
K3/8-13-FL	220713	13	32	19,5	22	9,0	5
K3/8-14-FL	220714	14	32	20,8	22	11,0	5
K3/8-15-FL	220715	15	32	22,0	22	11,0	5
K3/8-16-FL	220716	16	32	23,3	22	11,0	5
K3/8-17-FL	220717	17	32	24,5	22	12,0	5
K3/8-18-FL	220718	18	32	25,8	22	13,0	5
K3/8-19-FL	220719	19	32	27,0	22	13,0	5



* von der Herstellergarantie ausgenommen.

Weitere Infos
auf unserer
Website.






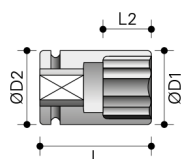
Surface Drive – tief

Modell	Best.-Nr.	SW mm	L mm	D1 mm	D2 mm	L2 mm	VE
K3/8-8-SDL	220610	8	80	13,8	19	12,0	–
K3/8-9-SDL	220611	9	80	15,0	19	12,0	–
K3/8-10-SDL	220612	10	80	16,0	19	12,0	–
K3/8-11-SDL	220613	11	80	17,5	19	25,0	–
K3/8-12-SDL	220614	12	80	19,0	19	25,0	–
K3/8-13-SDL	220615	13	80	20,0	22	25,0	–
K3/8-14-SDL	220616	14	80	22,0	22	25,0	–
K3/8-15-SDL	220617	15	80	22,0	22	25,0	–
K3/8-16-SDL	220618	16	80	24,0	22	25,0	–
K3/8-17-SDL	220619	17	80	25,0	22	25,0	–
K3/8-18-SDL	220620	18	80	26,0	22	25,0	–
K3/8-19-SDL	220621	19	80	28,0	22	25,0	–



Surface Drive – tief – Zoll

Modell	Best.-Nr.	SW Zoll	L mm	D1 mm	D2 mm	L2 mm	VE
K3/8-5/16-SDL	220650	5/16	80	13,8	19	12,0	–
K3/8-3/8-SDL	220651	3/8	80	15,5	19	12,0	–
K3/8-7/16-SDL	220652	7/16	80	17,5	19	25,0	–
K3/8-1/2-SDL	220653	1/2	80	20,0	22	25,0	–
K3/8-9/16-SDL	220654	9/16	80	22,0	22	25,0	–
K3/8-5/8-SDL	220655	5/8	80	24,0	22	25,0	–
K3/8-11/16-SDL	220656	11/16	80	26,0	22	25,0	–
K3/8-3/4-SDL	220657	3/4	80	28,0	22	25,0	–



Surface Drive – dünnwandig* – tief

Modell	Best.-Nr.	SW mm	L mm	D1 mm	D2 mm	L2 mm	VE
K3/8-8-DWSDL	221150	8	65	12,3	18,5	7,0	5
K3/8-9-DWSDL	221151	9	65	13,5	18,5	9,0	5
K3/8-10-DWSDL	221152	10	65	14,8	18,5	9,0	5
K3/8-11-DWSDL	221153	11	65	16,0	18,5	10,5	5
K3/8-12-DWSDL	221154	12	65	17,3	18,5	12,0	5
K3/8-13-DWSDL	221155	13	65	18,5	21,5	12,0	5
K3/8-15-DWSDL	221157	15	65	21,0	21,5	15,0	5
K3/8-16-DWSDL	221158	16	65	22,3	21,5	15,0	5
K3/8-17-DWSDL	221159	17	65	23,5	21,5	15,0	5
K3/8-18-DWSDL	221160	18	65	24,8	21,5	18,0	5
K3/8-19-DWSDL	221161	19	65	26,0	21,5	18,0	5



Doppelsechskant – normal

Modell	Best.-Nr.	SW mm	L mm	D1 mm	D2 mm	L2 mm	VE
K3/8-6-DSK	221210	6	30	11,0	19	5,0	5
K3/8-7-DSK	221211	7	30	12,0	19	8,0	5
K3/8-8-DSK	221212	8	30	13,0	19	8,0	5
K3/8-9-DSK	221213	9	30	15,0	19	8,0	5
K3/8-10-DSK	221214	10	30	16,0	19	8,0	5
K3/8-11-DSK	221215	11	30	17,5	19	9,0	5
K3/8-12-DSK	221216	12	30	18,5	19	9,0	5
K3/8-13-DSK	221217	13	30	20,0	22	10,0	5
K3/8-14-DSK	221218	14	30	21,0	22	11,0	5
K3/8-15-DSK	221219	15	30	22,0	22	12,0	5
K3/8-16-DSK	221220	16	30	24,0	22	12,0	5
K3/8-17-DSK	221221	17	30	25,0	22	12,0	5
K3/8-18-DSK	221222	18	30	26,0	22	13,0	5
K3/8-19-DSK	221223	19	30	27,0	22	13,0	5
K3/8-20-DSK	221224	20	30	28,0	22	13,0	5
K3/8-21-DSK	221225	21	30	30,0	22	14,0	5
K3/8-22-DSK	221226	22	30	31,0	23	15,0	5
K3/8-23-DSK	221227	23	30	32,0	23	15,0	5
K3/8-24-DSK	221228	24	30	34,0	23	16,0	5
K3/8-25-DSK	221229	25	30	35,0	23	16,0	5
K3/8-26-DSK	221230	26	30	36,0	23	16,0	5



Weitere Infos
auf unserer
Website.

24/7

* von der Herstellergarantie ausgenommen.



Doppelsechskant – tief

Modell	Best.-Nr.	SW mm	L mm	D1 mm	D2 mm	L2 mm	VE
K3/8-6-DSKL	221250	6	63	11,0	19	5,0	5
K3/8-7-DSKL	221251	7	63	12,0	19	12,0	5
K3/8-8-DSKL	221252	8	63	13,0	19	12,0	5
K3/8-9-DSKL	221253	9	65	15,0	19	12,0	5
K3/8-10-DSKL	221254	10	65	16,0	19	22,0	5
K3/8-11-DSKL	221255	11	65	17,5	19	22,0	5
K3/8-12-DSKL	221256	12	65	18,5	19	22,0	5
K3/8-13-DSKL	221257	13	65	20,0	22	22,0	5
K3/8-14-DSKL	221258	14	65	21,0	22	22,0	5
K3/8-15-DSKL	221259	15	65	22,0	22	22,0	5
K3/8-16-DSKL	221260	16	65	24,0	22	24,0	5
K3/8-17-DSKL	221261	17	65	25,0	22	24,0	5
K3/8-18-DSKL	221262	18	65	26,0	22	24,0	5
K3/8-19-DSKL	221263	19	65	27,0	22	24,0	5
K3/8-20-DSKL	221264	20	65	28,0	22	24,0	5
K3/8-21-DSKL	221265	21	65	30,0	22	24,0	5
K3/8-22-DSKL	221266	22	65	31,0	23	24,0	5
K3/8-23-DSKL	221267	23	65	32,0	23	24,0	5
K3/8-24-DSKL	221268	24	65	34,0	23	24,0	5
K3/8-25-DSKL	221269	25	65	35,0	23	24,0	5
K3/8-26-DSKL	221270	26	65	36,0	23	24,0	5



Sechsrund Torx® – normal

Modell	Best.-Nr.	SW #	L mm	D1 mm	D2 mm	L2 mm	VE
K3/8-E5	221510	E5	32	9,0	19	4,5	5
K3/8-E6	221511	E6	32	10,0	19	5,0	5
K3/8-E7	221512	E7	32	10,0	19	6,0	5
K3/8-E8	221513	E8	32	10,5	19	6,0	5
K3/8-E10	221514	E10	32	12,5	19	7,5	5
K3/8-E11	221515	E11	32	14,5	19	8,0	5
K3/8-E12	221516	E12	32	15,0	19	8,5	5
K3/8-E14	221517	E14	32	17,5	19	10,0	5
K3/8-E16	221518	E16	32	19,0	19	11,0	5
K3/8-E18	221519	E18	34	21,0	21	12,5	5



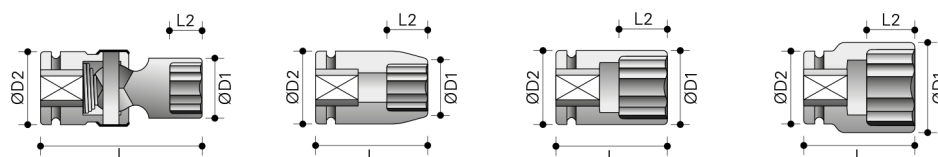
Sechsrund Torx® E – dünnwandig*

Modell	Best.-Nr.	SW #	L mm	D1 mm	D2 mm	L2 mm	VE
K3/8-E5-DW	221610	E5	32	8,0	19	4,5	5
K3/8-E6-DW	221611	E6	32	9,0	19	5,0	5
K3/8-E7-DW	221612	E7	32	9,3	19	6,0	5
K3/8-E8-DW	221613	E8	32	10,0	19	6,0	5
K3/8-E10-DW	221614	E10	32	12,3	19	7,5	5
K3/8-E11-DW	221615	E11	32	13,0	19	8,0	5
K3/8-E12-DW	221616	E12	32	14,0	19	8,5	5
K3/8-E14-DW	221617	E14	32	16,5	19	10,0	5
K3/8-E16-DW	221618	E16	32	18,4	19	11,0	5



Sechsrund Torx® E – mit Gelenk*

Modell	Best.-Nr.	SW #	L mm	D1 mm	D2 mm	L2 mm	VE
KG3/8-E5	221550	E5	50	–	24	4,5	5
KG3/8-E6	221551	E6	50	–	24	5,0	5
KG3/8-E7	221552	E7	50	–	24	6,0	5
KG3/8-E8	221553	E8	50	–	24	6,0	5
KG3/8-E10	221554	E10	50	–	24	7,5	5
KG3/8-E12	221555	E12	50	–	24	8,5	5
KG3/8-E14	221556	E14	50	–	24	10,0	5
KG3/8-E16	221557	E16	50	–	24	11,0	5



* von der Herstellergarantie ausgenommen.

