



Sechskant – normal

Modell	Best.-Nr.	SW mm	L mm	D1 mm	D2 mm	L2 mm	VE
K1/4-4	210011	4	23	7,6	13	4,0	5
K1/4-4.5	210012	4,5	23	8,2	13	5,0	5
K1/4-5	210013	5	23	8,8	13	5,0	5
K1/4-5.5	210014	5,5	23	9,5	13	5,0	5
K1/4-6	210015	6	23	10,0	13	6,0	5
K1/4-7	210016	7	23	11,3	13	6,0	5
K1/4-8	210017	8	23	12,5	13	7,0	5
K1/4-9	210018	9	23	13,8	13	7,0	5
K1/4-10	210019	10	23	15,0	13	7,0	5
K1/4-11	210020	11	23	16,3	13	8,0	5
K1/4-12	210021	12	23	17,0	13	8,0	5
K1/4-13	210022	13	23	18,8	13	8,0	5
K1/4-14	210023	14	23	20,0	13	8,0	5
K1/4-15	210024	15	23	21,0	13	8,0	5



Sechskant – normal – Zoll

Modell	Best.-Nr.	SW Zoll	L mm	D1 mm	D2 mm	L2 mm	VE
K1/4-3/16	210050	3/16	23	8,5	13	5,0	5
K1/4-1/4	210051	1/4	23	10,3	13	6,0	5
K1/4-5/16	210052	5/16	23	12,5	13	7,0	5
K1/4-3/8	210053	3/8	23	15,0	13	7,0	5
K1/4-7/16	210054	7/16	23	16,3	13	8,0	5
K1/4-1/2	210055	1/2	23	18,8	13	8,0	5



Sechskant – extrahart

Modell	Best.-Nr.	SW mm	L mm	D1 mm	D2 mm	L2 mm	VE
K1/4-5.5-XH	210210	5,5	23	9,5	13	3,0	5
K1/4-6-XH	210211	6	23	10,0	13	3,0	5
K1/4-7-XH	210212	7	23	11,3	13	3,0	5
K1/4-8-XH	210213	8	23	12,5	13	3,0	5
K1/4-9-XH	210214	9	23	13,8	13	4,0	5
K1/4-10-XH	210215	10	23	15,0	13	4,0	5



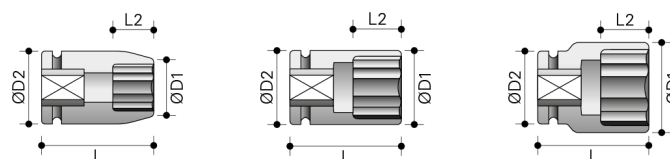
Sechskant – tief

Modell	Best.-Nr.	SW mm	L mm	D1 mm	D2 mm	L2 mm	VE
K1/4-4L	210306	4	50	8,2	13	4,0	5
K1/4-4.5L	210307	4,5	50	8,2	13	6,0	5
K1/4-5L	210308	5	50	8,8	13	6,0	5
K1/4-6L	210309	6	50	10,0	13	7,0	5
K1/4-7L	210310	7	50	11,3	13	5,0	5
K1/4-8L	210311	8	50	12,5	13	5,0	5
K1/4-9L	210312	9	50	13,8	13	5,0	5
K1/4-10L	210313	10	50	15,0	13	9,0	5
K1/4-11L	210314	11	50	16,3	13	9,0	5
K1/4-12L	210315	12	50	17,0	13	9,0	5
K1/4-13L	210316	13	50	18,8	13	9,0	5
K1/4-14L	210318	14	50	20,0	13	9,0	5
K1/4-15L	210317	15	50	21,0	13	9,0	5



Sechskant – mit Gelenk*


Modell	Best.-Nr.	SW mm	L mm	D1 mm	D2 mm	L2 mm	VE
KG1/4-5	210550	5	43	8,8	15	5,0	5
KG1/4-5.5	210551	5,5	43	9,5	15	6,0	5
KG1/4-6	210552	6	43	10,0	15	6,0	5
KG1/4-7	210553	7	43	11,5	15	8,0	5
KG1/4-8	210554	8	43	12,5	15	8,0	5
KG1/4-9	210555	9	43	14,0	15	8,0	5
KG1/4-10	210556	10	43	15,0	15	8,0	5
KG1/4-11	210557	11	43	16,5	15	8,0	5
KG1/4-12	210558	12	48	16,8	16	8,0	5
KG1/4-13	210559	13	48	18,8	16	8,0	5
KG1/4-14	210560	14	48	19,8	16	8,0	5
KG1/4-15	210561	15	48	20,8	16	8,0	5




* von der Herstellergarantie ausgenommen.

Weitere Infos
auf unserer
Website.

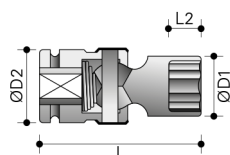




 Surface Drive – normal

Modell	Best.-Nr.	SW mm	L mm	D1 mm	D2 mm	L2 mm	VE
K1/4-4-SD	210408	4	23	7,6	13	4,0	5
K1/4-4.5-SD	210409	4,5	23	8,2	13	5,0	5
K1/4-5-SD	210410	5	23	8,8	13	5,0	5
K1/4-5.5-SD	210411	5,5	23	9,5	13	5,0	5
K1/4-6-SD	210412	6	23	10,0	13	6,0	5
K1/4-7-SD	210413	7	23	11,3	13	6,0	5
K1/4-8-SD	210414	8	23	12,5	13	7,0	5
K1/4-9-SD	210415	9	23	13,8	13	7,0	5
K1/4-10-SD	210416	10	23	15,0	13	7,0	5
K1/4-11-SD	210417	11	23	16,3	13	8,0	5
K1/4-12-SD	210418	12	23	17,0	13	8,0	5
K1/4-13-SD	210419	13	23	18,8	13	8,0	5
K1/4-14-SD	210420	14	23	20,0	13	8,0	5
K1/4-15-SD	210421	15	23	21,0	13	8,0	5


 Surface Drive – tief

Modell	Best.-Nr.	SW mm	L mm	D1 mm	D2 mm	L2 mm	VE
K1/4-4-SDL	210510	4	50	7,6	13	4,0	5
K1/4-4.5-SDL	210511	4,5	50	8,2	13	6,0	5
K1/4-5-SDL	210512	5	50	8,8	13	6,0	5
K1/4-5.5-SDL	210513	5,5	50	9,5	13	6,0	5
K1/4-6-SDL	210514	6	50	10,0	13	7,0	5
K1/4-7-SDL	210515	7	50	11,3	13	7,0	5
K1/4-8-SDL	210516	8	50	12,5	13	9,0	5
K1/4-9-SDL	210517	9	50	13,8	13	9,0	5
K1/4-10-SDL	210518	10	50	15,0	13	9,0	5
K1/4-11-SDL	210519	11	50	16,3	13	9,0	5
K1/4-12-SDL	210520	12	50	17,0	13	9,0	5
K1/4-13-SDL	210521	13	50	18,8	13	9,0	5
K1/4-14-SDL	210522	14	50	20,0	13	9,0	5
K1/4-15-SDL	210523	15	50	21,0	13	9,0	5


 Sechsrund Torx® E – normal

Modell	Best.-Nr.	SW #	L mm	D1 mm	D2 mm	L2 mm	VE
K1/4-E4	210710	E4	25	7,2	13	4,0	5
K1/4-E5	210711	E5	25	8,0	13	4,5	5
K1/4-E6	210712	E6	25	9,0	13	5,0	5
K1/4-E7	210713	E7	25	9,5	13	6,0	5
K1/4-E8	210714	E8	25	10,0	13	6,0	5
K1/4-E10	210715	E10	25	12,5	13	7,5	5
K1/4-E11	210716	E11	25	13,0	13	8,0	5
K1/4-E12	210717	E12	25	14,5	14,5	8,5	5


 Sechsrund Torx® E – dünnwandig*

Modell	Best.-Nr.	SW #	L mm	D1 mm	D2 mm	L2 mm	VE
K1/4-E4-DW	210810	E4	25	6,5	13	4,0	5
K1/4-E5-DW	210811	E5	25	7,5	13	4,5	5
K1/4-E6-DW	210812	E6	25	8,5	13	5,0	5
K1/4-E7-DW	210813	E7	25	9,0	13	6,0	5
K1/4-E8-DW	210814	E8	25	9,8	13	6,0	5
K1/4-E10-DW	210815	E10	25	12,0	13	6,5	5
K1/4-E11-DW	210816	E11	25	12,7	13	8,0	5
K1/4-E12-DW	210817	E12	25	14,0	14,5	8,5	5



Weitere Infos
auf unserer
Website.

24/7

* von der Herstellergarantie ausgenommen.

E-Mail: info@zemo-tools.de • Tel.: +49 (0)40 303 989 100 • Web: www.zemo-tools.de

ZEMO
www.zemo-tools.de